

Specifications



PERFORMANCE

Working height, max.	35,50 m
Horizontal outreach with 80 kg	15,60 m
Horizontal outreach with 200 kg	13,90 m
Basket capacity	200 kg
Movable jib	180°
Basket rotation	180°
Turret rotation	450°
To be jacked up on ground slope of	16,7°/30,0 %
Height and width track adjustment	22/17 cm
Gradeability, max.	11°/19,0 %
Slope angle	16,7°/30,0 %
Travel speed	3,0 km/h

MEASUREMENTS

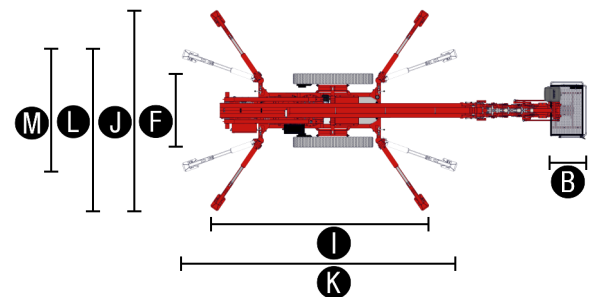
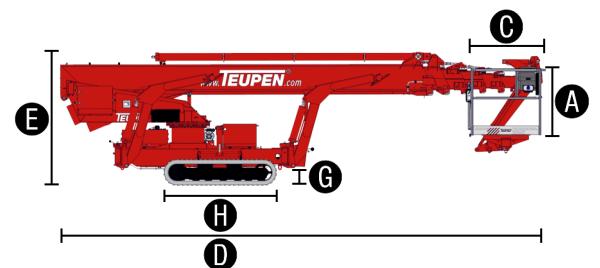
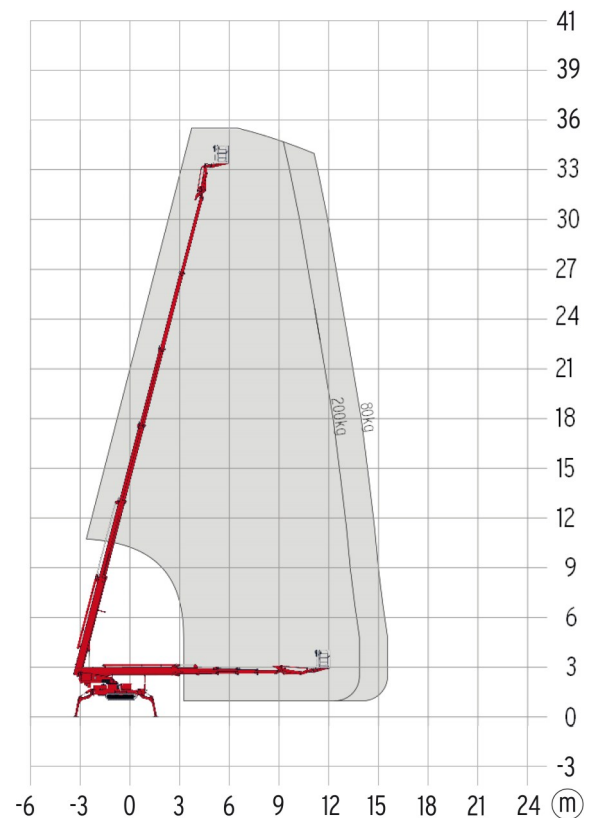
Platform height (A)	1,10 m
Platform length (B)	0,80 m
Platform width (C)	1,20 m
Length, overall (D)	8,18 m
Height, travel position (E)	1,98 m
Width, minimal overall width (F)	1,58 m
Ground clearance, max. (G)	0,27 m
Track (L x W) (H)	1,92 m x 0,25 m
Length outrigger footprint standard (I)	5,30 m
Width outrigger footprint standard (J)	4,75 m
Length footprint one side narrow (K)	6,64 m
Width footprint one side narrow (L)	3,95 m
Width footprint both sides narrow (M)	-
Outrigger plate (L x W)	0,31 m x 0,22 m

WEIGHT

Total weight	4900 kg
Live load in travelling position	3,75 kN/m ²
Live load in working position	2,4 kN/m ²
Point load per outrigger plate, max.	35,0 kN

POWER

Standard power sources (electric and combustion engine)	1) Electric: 230 V, 12,9 A, 2,2 kW 2) Diesel: Kubota D 902-E3 (16,1 kW/21,6 hp)
Optional power source	Battery: 80 V
Fuel tank capacity Diesel engine	40,0 l



STANDARDS COMPLIANCE

2006/42/EC-Machinery directive
(Harmonised standard EN280:2001 + A2:2009); 2004/108/EC (EMC);
2000/14/EC (Noise emission directive - outdoor)

Features



CHASSIS

- Powerful track drive with hydraulic braking system
- Precise maneuvering over sensitive electrohydraulic radio remote control
- White, non-marking rubber tracks with specially arranged profile providing optimum grip
- Hydraulically height- and width adjustable track chassis

STABILISATION

- Fully-hydraulic, automatic leveling system with outrigger setup monitoring
- Variable outrigger system with one-side narrow setup option

BOOM SYSTEM

- Telescoping boom made from robust steel and aluminium profiles on wear-resistant
- All functions are available from one radio remote control panel
- Electric-proportional radio remote controls with intuitive operator guidance
- Robust, lockable control panel with integrated operation and display function
- Self-levelling platform with fully-hydraulic levelling system
- 180° basket rotation
- Boom rotation via high-performance slew ring, worm gear and hydraulic motor
- Basket changing system
- 180° movable jib, even in load limit range
- Coming Home Function

POWER

- 230 V electric motor (EU)
- Kubota Diesel engine D902-E3 (16,1 kW/21,6 hp), silenced
- Start-Stop switch of combustion engine in the basket

PRODUCTIVITY, SAFETY, QUALITY

- 230 V (EU) power outlet in the basket
- Modular basket with eyelets for safety belts and tool tray
- Lockable storage box for radio remote control
- High-quality paint in RAL 3020 (red)
- Hydraulic emergency lowering via hand pump
- Cables and hoses are safely routed through the boom structure
- Biodegradable hydraulic oil
- Lock valves - hydraulic return valves directly on all hydraulic cylinders
- Relief valves protecting the hydraulic system from too high pressures
- Protective covers for oil-tank, emergency controls and connecting cables and hoses
- Hour meter
- Fuzzy IV controls with interactive display

OPTIONS

- Custom paintwork, one colour, according to RAL scheme (except metallic coatings, signal- or special colors)
- Custom paintwork, two colours, according to RAL scheme (except metallic coatings, signal- or special colors)
- 80 V battery drive with charger instead of Kubota Diesel engine (extra weight approx 400 kg). This option can not be combined with the electric emergency lowering.
- Additional electric drive 230 V/50 Hz for an optimal adjustment of the electric pump to various operation modes

ACCESSORIES

- Safety harness
- Outrigger pad (340 x 850 mm)
- Track mat (2000 x 800 x 15 mm)
- 2 protective track covers, made of high-quality polypropylene fabric.
- 4 covers on piston rod (outrigger/stabiliser) cylinders (additional weight: 10 kg)
- Electric emergency lowering (12 kg additional weight)
This option can not be combined with the battery drive.
- Treecare package, consisting of:
 - Protective cover over control box
 - Protective cover telescoping cylinder
 - Covers on piston rod (outrigger/stabiliser) cylinders
- Height shut-off system for boom, 2 set-points (1st at 29,0 m, 2nd can be chosen freely)
- Automatic boom function cut off by a monitoring system of the access stair locking system.
- Basket (900 x 800 mm)* including basket holder

**Choosing other basket sizes results in different machine specifications and performance.*

CONTACT

Teupen Maschinenbau GmbH
Marie-Curie-Str. 13
48599 Gronau
Germany

phone +49 (0) 2562 8161-0
fax +49 (0) 2562 8161-888
mail@teupen.com

Version 2016-B. Product specifications are subject to change without notice or obligation. Photographs and drawings in this document are for illustrative purposes only. Refer to the appropriate Operator's Manual for instructions on the proper use of this equipment. Failure to follow the appropriate Operator's Manual when using our equipment or to otherwise act irresponsibly may result in serious injury or death. The only warranty applicable to our equipment is the standard written warranty applicable to the particular product and sale and we make no other warranty, expressed or implied. Products and services listed may be trademarks, service marks or trade-names of Teupen Maschinenbau GmbH and/or its subsidiaries in the U.S.A. and many other countries. "Teupen", "Access redefined" and "LEO Series" are registered Trademarks of Teupen GmbH in the United States of America and many other countries. © 2016 Teupen Maschinenbau GmbH.

