









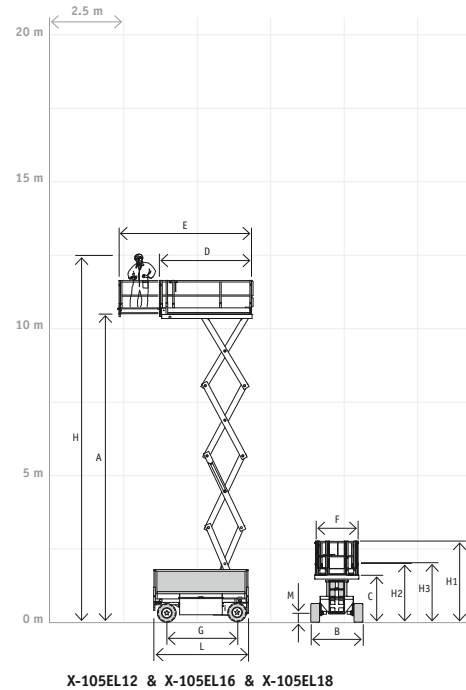


KENMERKEN / FEATURES / MARKMALE

	X-105EL12	X-105EL16	X-105EL18
H (max.)	± 12,50 m	± 12,50 m	± 12,50 m
A (max.)	± 10,50 m	± 10,50 m	± 10,50 m
C (min.)	± 1,54 m	± 1,62 m	± 1,63 m
DxF (min.)	3,21 x 1,16 m	3,21 x 1,54 m	3,21 x 1,74 m
ExF (max.)	4,61 x 1,16 m	4,61 x 1,54 m	4,61 x 1,74 m
H1	2,72 m	2,78 m	2,79 m
H2	1,85 m	1,98 m	1,99 m
H3	--	2,00 m	2,01 m
LxB	3,50 x 1,19 m	3,50 x 1,56 m	3,50 x 1,82 m
G	2,44 m	2,44 m	2,44 m
M	115 mm	175 mm	195 mm
∅ D	± 3,10 m	± 3,80 m	± 3,80 m
 (max.)	500 kg (2 pers. + 340kg)	500 kg (2 pers. + 340kg)	500 kg (2 pers. + 340kg)
 (max.)	500 kg (2 pers. + 340kg)	500 kg (2 pers. + 340kg)	500 kg (2 pers. + 340kg)
 (sec.)	45/36 sec.	46/36 sec.	46/36 sec.
	2,6 km/h	3,3 km/h	3,5 km/h
	0,5 km/h	0,5 km/h	0,5 km/h
	18 x 7 x 12 - 1/8	22 x 7 x 16	--
	--	○	○
 (max.)	± 25%	± 20%	± 20%
	240 Ah/k5/48 V	240 Ah/k5/48 V	240 Ah/k5/48 V
	4.470 kg	4.820 kg	4.940 kg
















NEDERLANDS	ENGLISH	DEUTSCH			
<b>OPTIES</b>	<b>OPTIONS</b>	<b>OPTIONEN</b>			
Besturing met snelsluitstekker	Controlbox with quick disconnect	Plattformsteuerung mit Schnellstecker	●	●	●
Urenteller	Hourmeter	Stundenzähler	●	●	●
Lader (hoogfrequent)	Charger (high frequency)	Ladegerät (Hochfrequenz)	●	●	●
230V voorziening op het platform	230V supply on the platform	230V Versorgung an der Plattform	○	○	○
Rijden op volle hoogte	Driving at full height	Fahren in voller Höhe	--	--	--
Rijden, proportioneel	Driving, proportional	Fahren, proportional	●	●	●
Sperfunctie	Differential lock	Differentialsperre	--	○	○
Vierwielaandrijving (4WD)	Fourwheel drive (4WD)	Allradantrieb (4WD)	--	○	○
Smeersysteem (Easy Lube, Auto Lube)	Lubrication system (Easy Lube, Auto Lube)	Schmiersystem (Easy Lube, Auto Lube)	○	○	○
<b>VEILIGHEIDSVORZIENINGEN</b>	<b>SAFETY FEATURES</b>	<b>SICHERHEITSEINRICHTUNGEN</b>			
Beschermhek	Scissor skirt	Schutzgitter	--	●	●
Daalbeveiliging	Descent safety	Senkschutz	●	--	--
Rij-alarm (akoestisch)	Drive alarm	Fahrwarnung (akustisch)	●	●	●
Nooddalvoorziening	Emergency descent	Notsenkvorrichtung	●	●	●
<b>TOEPASSING</b>	<b>APPLICATION</b>	<b>ANWENDUNG</b>			
Voor gebruik in gesloten ruimten	Indoors	In geschlossenen Räumen	●	●	●
Voor gebruik buiten	Outdoors	Im Freien	--	●	●
Toelaatbare min. omgevingstemperatuur	Certified min. temperature	Zul. Tiefsttemperatur	-15°C	-15°C	-15°C

NOTITIES / NOTES / NOTITZEN



Holland Lift International B.V.

Anodeweg 1 Tel: +31 (0) 229 285555  
 NL-1627 LJ Hoorn Fax: +31 (0) 229 285550  
 The Netherlands E-mail: info@hollandlift.com

H (max.)	Werkhoogte Working height Arbeitshöhe
A (max.)	Max. platformhoogte Max. platform height Max. Plattformhöhe
C (min.)	Min. platformhoogte Min. platform height Min. Plattformhöhe
DxF (min.)	Platform afmetingen (ingeschoven) Platform dimensions (retracted) Plattformgröße (eingeschoben)
ExF (max.)	Platform afmetingen (uitgeschoven) Platform dimensions (extended) Plattformgröße (ausgeschoben)
H1	Transporthoogte Transport height Transporthöhe
H2	Transporthoogte (handrail verwijderd) Transport height (handrail removed) Transporthöhe (Geländer entfernt)
H3	Transporthoogte (handrail neergeklapt) Transport height (handrail folded down) Transporthöhe (Geländer umgeklappt)
LxB	Transportafmetingen Transport dimensions Transportabmessungen
G	Wielbasis Wheel base Radstand
K	Trackbreedte Track width Raupenbreite
M/N	Bodemvrijheid Ground clearance Bodenfreiheit
∅ D	Draaicirkel uitwendig Turning radius outside Wenderadius Außen
 (max.)	Max. belasting platform (ingeschoven) Capacity main-platform Tragfähigkeit Plattformfestteil
 (max.)	Max. belasting platform (uitgeschoven) Capacity roll-out deck Tragfähigkeit Plattformausschub
 (sec.)	Hef-/daaltijd (max. last) Lift-/lower time (max. load) Hebe-/Senkzeit (max. Traglast)
	Rijsnelheid (snel) Driving speed (high) Fahrgeschwindigkeit (schnell)
	Rijsnelheid (langzaam) Driving speed (slow) Fahrgeschwindigkeit (langsam)
	Banden, non marking (volrubber) Tyres, non marking (solid rubber) Reifen, non marking (Vollgummi)
	Banden, terrein (schuimgevuld) Tyres, terrain (foamfilled) Reifen, Gelände (ausgeschäumt)
	Banden, tractor (schuimgevuld) Tyres, tractor (foamfilled) Reifen, Traktor (ausgeschäumt)
	Vlakstellen links/rechts (dwars) Leveling left/right (transversal) Quernivellement (links/rechts)
 (max.)	Max. klimvermogen Gradeability Max. Steigfähigkeit
	Batterijcapaciteit (natte cellen) Batteries (traction acid) Batteriekapazität (Traktion Naßzellen)
	Dieselmotor Diesel engine Dieselmotor
 KG	Eigengewicht Gross weight Eigengewicht
●	Standaard Standard Standardausüstung
○	Optie Option Option
--	Niet beschikbaar Not available Nicht verfügbar